



**1. Purpose**

Instructions on how to build the AD roof tile, half-tube roof tile, tiled roofing and tiled roof tile for ensuring roof tiles meet roof design requirements, aesthetics and save time during construction.

**2. Scope of application:**

This manual shall apply for 25 - 40° lean to roof

**3. Product specification**

**3.1 Image of tile**

**3.2 AD roof tile**

Product code	N05
Size (mm)	200 x 220 x 11
Quantity for 1 m <sup>2</sup>	45 tiles/m <sup>2</sup>
Weight of tile	~ 1.0 kg/ tile

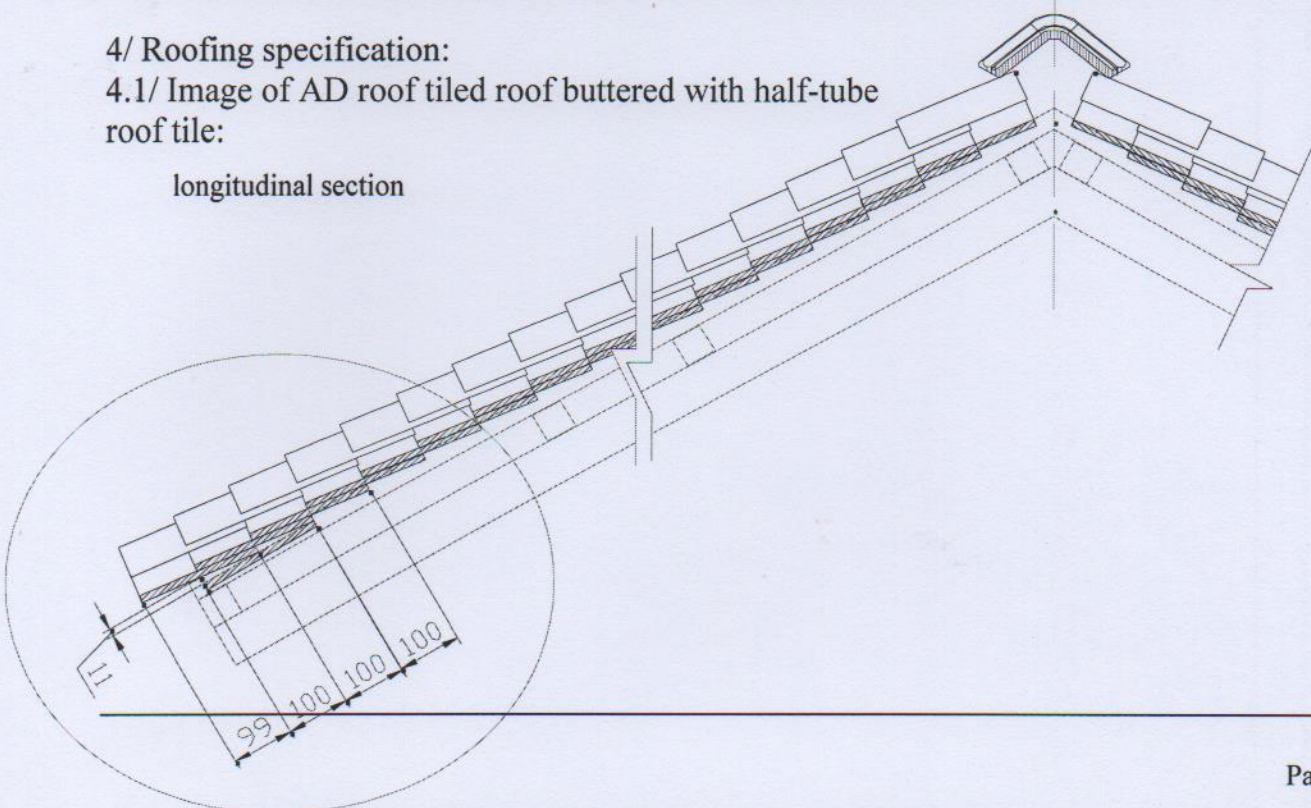
**3.3 AD roof tile & half-tube roof tile**

Product code	N05; N04
Size of AD roof tile (mm)	200 x 220 x 11
Size of half-tube roof tile (mm)	180 x 90/63 x 8
Quantity for 1m <sup>2</sup>	-AD roof tile : 45 tiles / m <sup>2</sup> -Half-tube roof tiles: 35 tiles / m <sup>2</sup>
Weight of AD roof tile	~ 1.0 kg / tile
Weight of half-tube roof tile	~ 0.4 kg / tile
Weight of set of AD roof tile & half-tube roof tile	~1.40 kg /brick
Set of edge - fringe tiles (N051; N041)	05 sets / m

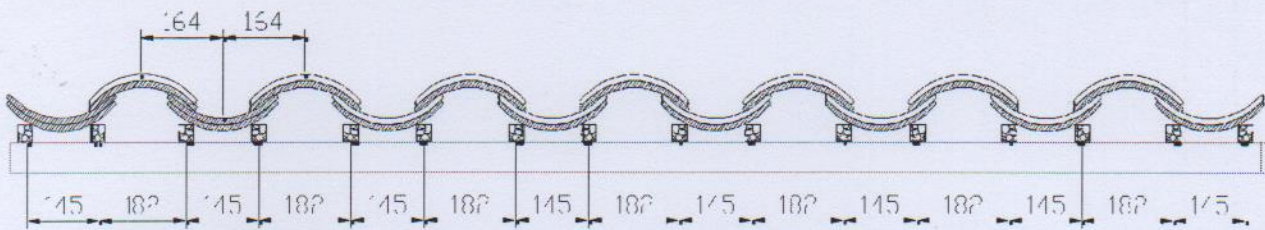
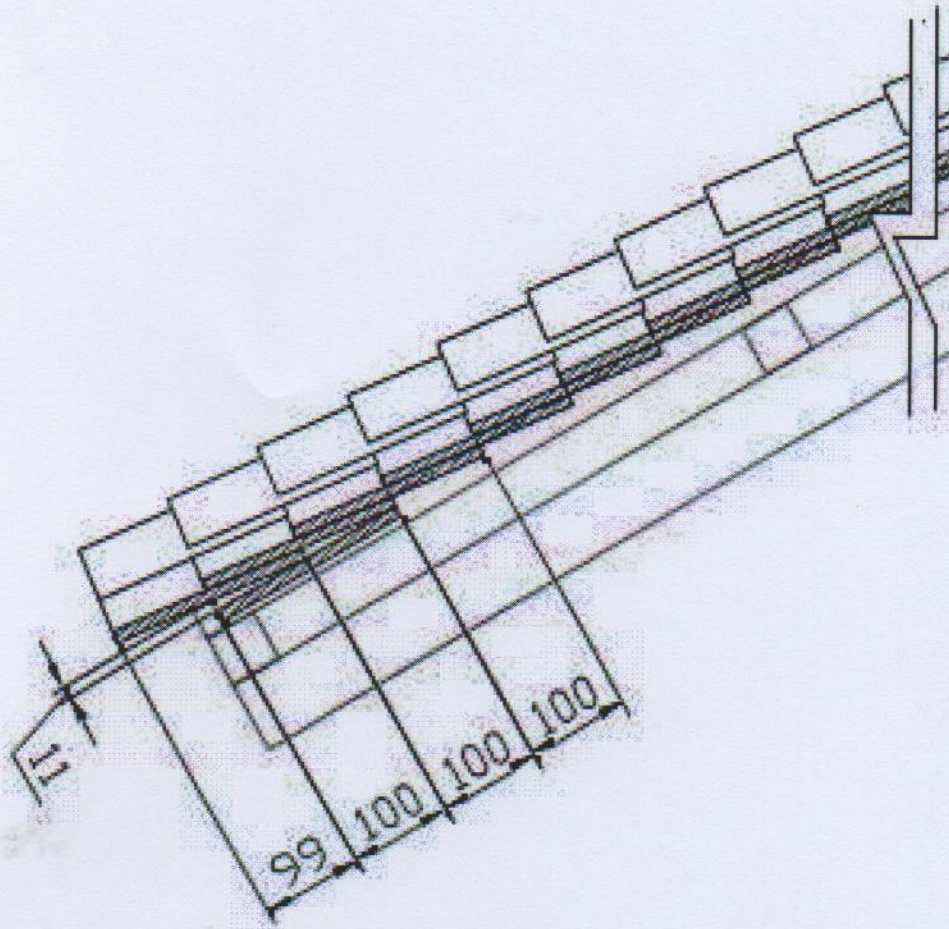
**4/ Roofing specification:**

**4.1/ Image of AD roof tiled roof buttered with half-tube roof tile:**

longitudinal section







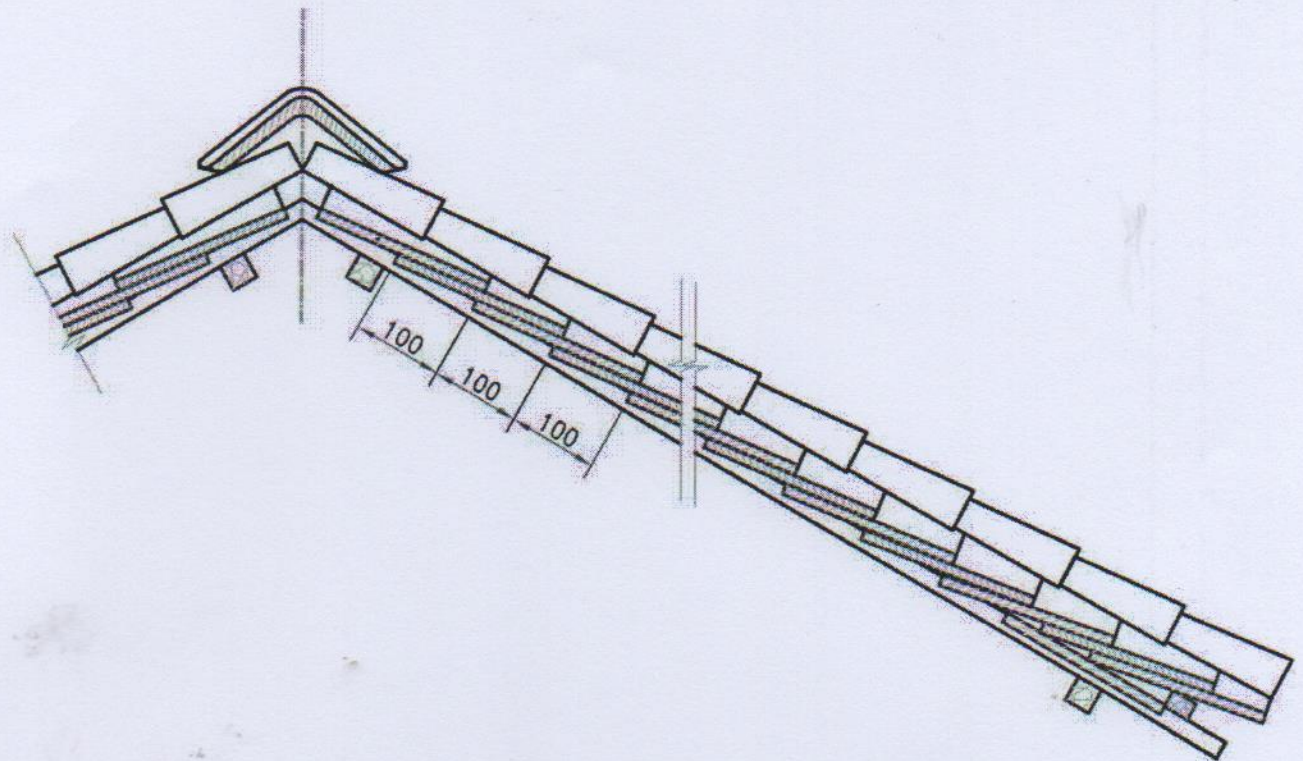
cross section






4.2/ Image of AD roof tiled roof buttered with half-tube roof tile:

longitudinal section



cross section







5/ Buttering roof:

5.1 Lay the tile from the center to the gable on both sides, from the bottom to the top, place the tile neatly between 02 rafters, roofing tiles are aligned, the top of the tiles is laid on a straight line according to the following steps.

-Step 1: Lay on back double tiled rows at the foot of the crossbar to hold the tiles from falling down - this is called the underlying tile.

Step 2: Lay the AD roof tile over the lining tile - do the same if laying edge tile.


"Step 3: Lay the next double tiles, for every 2 or 3 double tiles facing up laid a double tile or fringe tile on top and glued with cement paste.

5.2 Put a thin strip of cement paste on the facing up double tiles, then turn the double tiles up and gently tap for the glue to stick between 2 tiles.

If roofing with fringe tile, fill with cement paste, flick gently with trowel the residual layer on top, then put the fringe tile up and gently tap for glue to stick between 2 tiles.

Note

Do not mix the paste too fluid, it will cause the paste to flow into tiles when roofing. Continue to roof like that until out of roof space.







**DONG NAI BRICK AND  
TILE CORPORATION**

**USING GUIDE  
OF AD ROOF TILE**

Signed No. HDSD - 07 - 2019  
Second issuance, January 30<sup>th</sup>, 2019





**NOTARY TESTIMONY**

Today, Date: October 11<sup>th</sup>, 2019

At: Doan Nga Notary Office, Hanoi City.

I, Notary of Doan Nga Notary Office, Hanoi City

**CERTIFY THAT**

- This translation is made from Vietnamese to English by Ms. **Nguyen Thi Nga** with ID Card No: 001181007404, issued on June 27<sup>th</sup>, 2015 by Police Bureau management registration of residence and national data on population levels, who is translation collaborator of Doan Nga Notary Office, Hanoi City
- Signature in the translation is the true signature of Ms. **Nguyen Thi Nga**
- The contents of the translation are correct, compliant with the law and not against social morality.

- Notarization No:.....

- Book No: 01TP/CC-SCC/BD

**TRANSLATOR**

*(Signed)*

**Nguyen Thi Nga**

**NOTARY**

*(Signed and Sealed)*

**LỜI CHỨNG CỦA CÔNG CHỨNG VIÊN**

Hôm Nay, ngày/date: 11 / 10 / 2019

Tại : Văn phòng Công chứng Đoàn Nga, Thành phố Hà Nội.

Tôi, công chứng viên Văn phòng Công chứng Đoàn Nga , Thành phố Hà Nội.

**CHỨNG NHẬN**

- Bản dịch này do bà **Nguyễn Thị Nga**. CMND/HC số:001181007404 cấp ngày 27/06/2015 do Cục cảnh sát ĐKQL cư trú và DLQG về dân cư cấp, là cộng tác viên Biên dịch tiếng Anh của Văn phòng Công chứng Đoàn Nga, thành phố Hà Nội, đã dịch từ tiếng Việt sang tiếng Anh.
- Chữ ký trong bản dịch đúng là chữ ký của bà **Nguyễn Thị Nga**
- Nội dung của bản dịch chính xác, không vi phạm pháp luật, không trái với đạo đức xã hội;
- Số công chứng ...**055013**....
- Quyển số: 01 TP/CC-SCC/BD

**BIÊN DỊCH**



**Nguyễn Thị Nga**

**CÔNG CHỨNG VIÊN**



**CÔNG CHỨNG VIÊN**  
*Doan Nga*