



1. Purpose


Instructions on how to install the lotus roof tiles 50, to ensure that the roof tiles meet the necessary requirements such as anti-rain, sun, wind, aesthetics and save time during construction.

2. Scope of application:

This guide applies to all types of roofs.

3. Product specifications of lotus tile 50.

3.1 Image of lotus tile 50

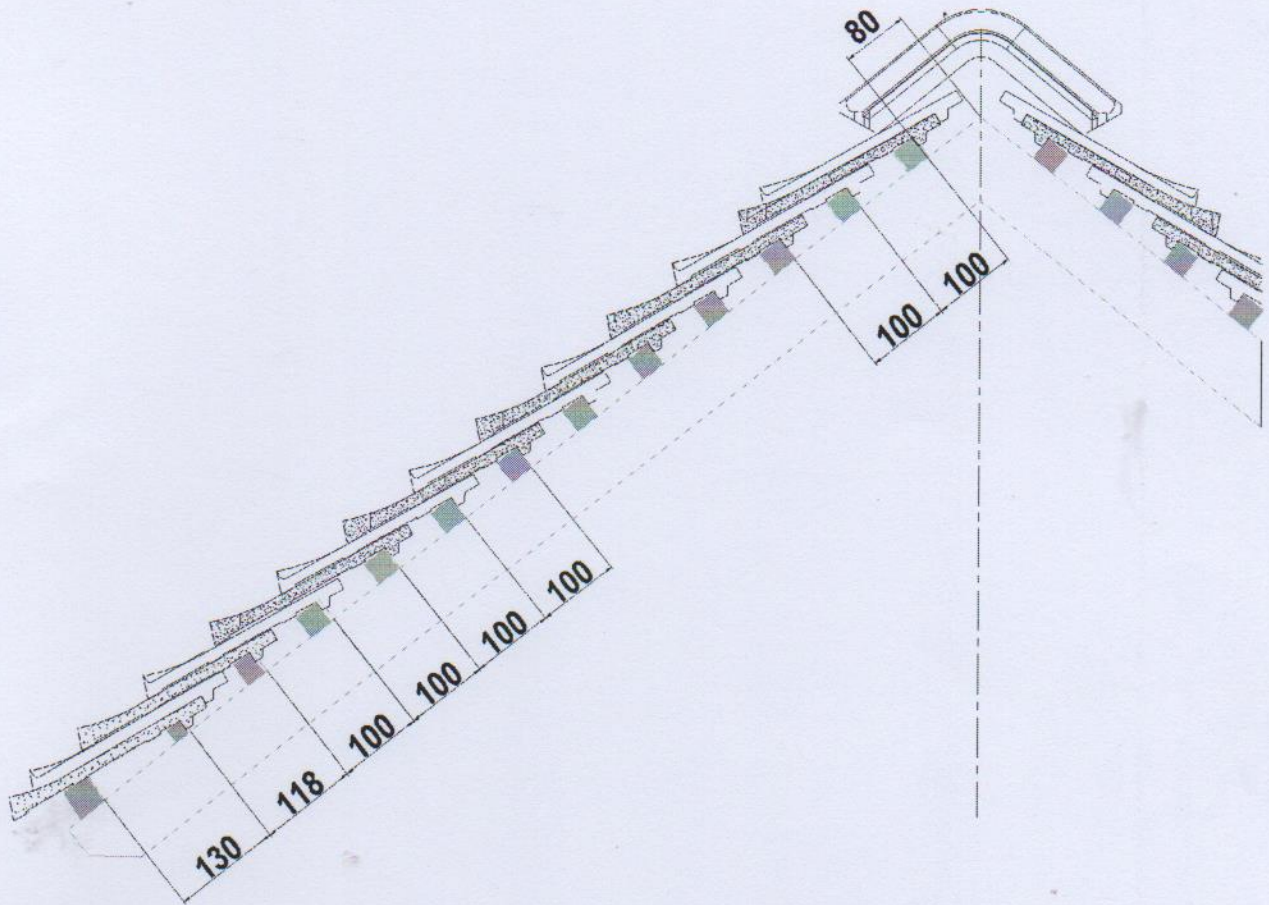


3.2 / Parameter of lotus tile 50:

Product code	N09.3
Tile Size (mm)	270 x 200 x 15
Number of tiles for 1m ²	50 tiles / m ²
Weight of tile	~1.6 kg / tile
Lath space (mm)	(100 ÷ 110) ± 1
Weights for 1m ²	~80 kg / m ²

4/ Roofing specification:

4.1 / Photos of roofing illustrate



4.2/ Roofing specification:

Shown as photo

Roof inclination angle: $\alpha = 35^\circ - 60^\circ$;

lathing distance on top of roof: $f = 80-90\text{mm}$;

Lath space: $L1 = 100\text{ mm}$;

Lath space: $L2 = 118\text{ mm}$;

Lath space: $L3 = 130\text{ mm}$.

4/ Buttering roof:

4.1 Roofing from start to end, from top to bottom, tiles close together, roof tiles stick to batten, roof top tiles and top row of roofs (top row) overlapping two layers to ensure anti-leaking (as shown). Tile roofs are aligned, flat according to the slope, the tip of the tile is in a straight line. The start position on each row of demi tiles is cut from the whole tile



- 4.2. For every 20 tiles in width, check that the horizontal (top) top and bottom end errors do not deviate by more than 2 mm, calibrating the roof tile so that the tile does not deviate from the lathing (not turn decline like fan image). Every five layers of tile check the alignment by wire.
- 4.3 Screwed tiles are bonded with-lathing (lito), screws with a diameter of 4mm and a length of 30 mm (M4x30), suitable for lathing material. Do not screw too tightly, to avoid breaking the tile or the tails warping up to create a gap when roofing, rain and wind will be splashed with water. Screw enough force so that when parallel tiles are installed close together. Horizontal line 03 - 05 tiles should screw 1 tile, vertical line every 02 - 03 tiles catch 1 tile. The number of screw tile is more or less dependent on the weather of the area and the slope of the roof. Areas often with stormy winds or with sloping roofs $\geq 45^\circ$, the number of screws is larger. Should screw alternating rows of foot tiles, tile edge position, slot position so that the wind does not blow the tile.
- 4.4 With a molded roof, the glued tiles do like roofing tiles.

Screw image





**DONG NAI BRICK AND
TILE CORPORATION**

**USING MANUAL
OF TOE-CAP ROOF TILE 50**

Signed No. HDSD - 11 - 2019
Second issuance, January 30th, 2019



NOTARY TESTIMONY

Today, Date: October 11th, 2019

At: Doan Nga Notary Office, Hanoi City.

I, Notary of Doan Nga Notary Office, Hanoi City

CERTIFY THAT

- This translation is made from Vietnamese to English by Ms. **Nguyen Thi Nga** with ID Card No: 001181007404, issued on June 27th, 2015 by Police Bureau management registration of residence and national data on population levels, who is translation collaborator of Doan Nga Notary Office, Hanoi City
- Signature in the translation is the true signature of Ms. **Nguyen Thi Nga**
- The contents of the translation are correct, compliant with the law and not against social morality.

- Notarization No:.....

- Book No: 01TP/CC-SCC/BD

TRANSLATOR

(Signed)

Nguyen Thi Nga

NOTARY

(Signed and Sealed)

LỜI CHỨNG CỦA CÔNG CHỨNG VIÊN

Hôm Nay, ngày/date: 11 / 10 / 2019


Tại : Văn phòng Công chứng Đoàn Nga, Thành phố Hà Nội.

Tôi, công chứng viên Văn phòng Công chứng Đoàn Nga , Thành phố Hà Nội.

CHỨNG NHẬN

- Bản dịch này do bà **Nguyễn Thị Nga**. CMND/HC số:001181007404 cấp ngày 27/06/2015 do Cục cảnh sát ĐKQL cư trú và DLQG về dân cư cấp, là cộng tác viên Biên dịch tiếng Anh của Văn phòng Công chứng Đoàn Nga, thành phố Hà Nội, đã dịch từ tiếng Việt sang tiếng Anh.
- Chữ ký trong bản dịch đúng là chữ ký của bà **Nguyễn Thị Nga**
- Nội dung của bản dịch chính xác, không vi phạm pháp luật, không trái với đạo đức xã hội;
- Số công chứng **05.5.0.13**.....
- Quyền số: 01 TP/CC-SCC/BD

BIÊN DỊCH


Nguyễn Thị Nga



CÔNG CHỨNG VIÊN

Doan Nga